

# **Senate Finance & Taxation Committee**

## **SCR 4023: Repeal of the One Mill Levy**

February 11, 2025

Dr. Marjorie R. Jenkins

VP for Health Affairs and Dean of the School of Medicine & Health Sciences



# Our Purpose

*To serve North Dakota  
For the benefit of its  
people  
To enhance the quality  
of their lives*

# 1948: NDCC Section 10 of Article X

## Section 10.

1. Upon the adoption of this amendment to the Constitution of the State of North Dakota there shall be annually levied by the state of North Dakota one mill upon all of the taxable property within the state of North Dakota which, when collected, shall be covered into the state treasury of the state of North Dakota and placed to the credit of the North Dakota state medical center at the university of North Dakota; said fund shall be expended as the legislature shall direct for **the development and maintenance necessary to the efficient operation** of the said North Dakota state medical center.
2. This amendment shall be self-executing, but legislation may be enacted to facilitate its operation.

# Serving North Dakota for more than a Century

1905 BS Medicine

1949 Medical Lab  
Science  
1954 Occupational  
Therapy

1968 Physical  
Therapy  
1970 Physician  
Assistance  
1973 MD

1991 Athletic  
Training / Sports  
Medicine

2012 Master Public  
Health

2020 PhD  
Indigenous Health

1905

1973

1996

2016


Established  
as a two-year basic  
science medical school,  
offering a Bachelor of  
Science in Medicine  
degree.

Expanded  
to a four-year Doctor  
of Medicine (M.D.)  
program. The first  
class to complete the  
full program  
graduated in 1976.

Renamed  
the UND School of  
Medicine & Health  
Sciences to reflect its  
broadened scope in  
health and biomedical  
education.

Modern Facility  
a new 325,000-square-  
foot, four-story building  
on the northeast corner  
of the UND campus,  
marking the largest  
public project in North  
Dakota's history at that  
time.

# Return on Investment



# Healthcare Workforce Training Programs

## Medicine

Doctor of Medicine (MD)

Post-MD Residency Programs

Family Medicine (with rural tracks)

Internal Medicine

Medical Oncology

Neurology

Geriatrics

Surgery (with rural track)

Orthopedic Surgery

Psychiatry (with Telepsychiatry)

Transitional Year

Pediatrics

Forensic Pathology

## Health Sciences/Related

Physical Therapy (D)

Occupational Therapy (D)

Medical Laboratory Science (U and M)

Master of Public Health (M)

Physician Assistant Studies (M)

Sports Medicine/Athletic Training (M)

Graduate Programs:

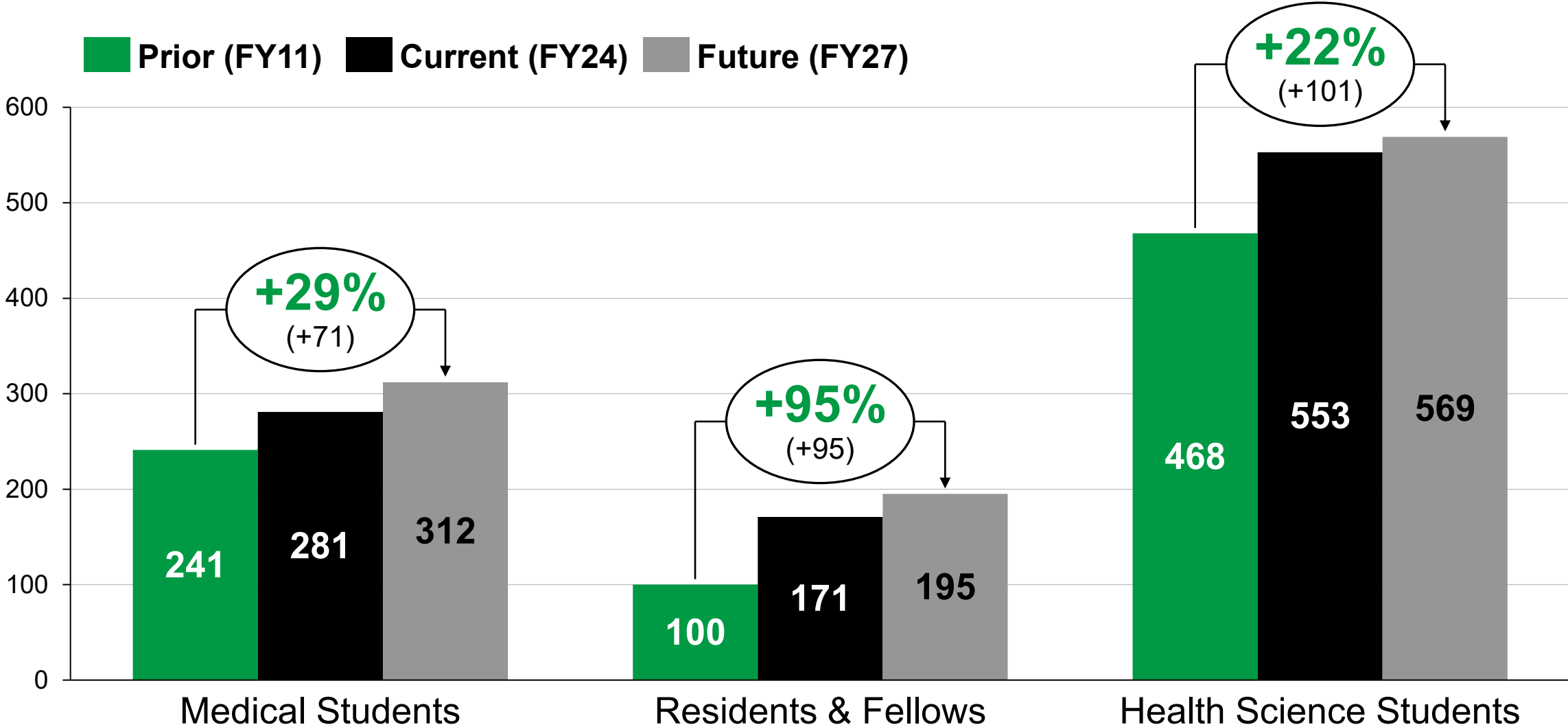
Biomedical Sciences (D and M)

Clinical & Translational Science (D and M)

Indigenous Health (D)

D = Doctorate  
M = Master  
U = Undergraduate

# Growth in Student/Trainee Programs



# SMHS ROI: UND Grads Practicing in ND

---

**79%**

**of Family Medicine  
Physicians**

**49%**

**of all  
Physicians**

**46%**

**of Occupational  
Therapists**

**44%**

**of Physical  
Therapists**

**38%**

**of Medical Lab  
Scientists**

**37%**

**of Physician  
Assistants**



# Centers for Family Medicine

- Safety net clinics in Bismarck & Minot
- Care provided by **16** SMHS faculty and **39** residents
- Minot CFM in 2024:
  - Hospital encounters: 3,971
  - Clinic encounters: 12,067
- Bismarck CFM in 2024
  - Hospital encounters: 5,546
  - Clinic encounters: 14,364



Bismarck, ND



Minot, ND

# Simulation in Motion-North Dakota (SIM-ND) 30,000+ Individuals Trained



# Report and Roadmap

Healthcare Workforce

Healthcare Access

Health Status

- North Dakotans
- American Indians of North Dakota
- Women and Children


Public Health for the Future

[med.UND.edu/about/publications/biennial-report](https://med.UND.edu/about/publications/biennial-report)

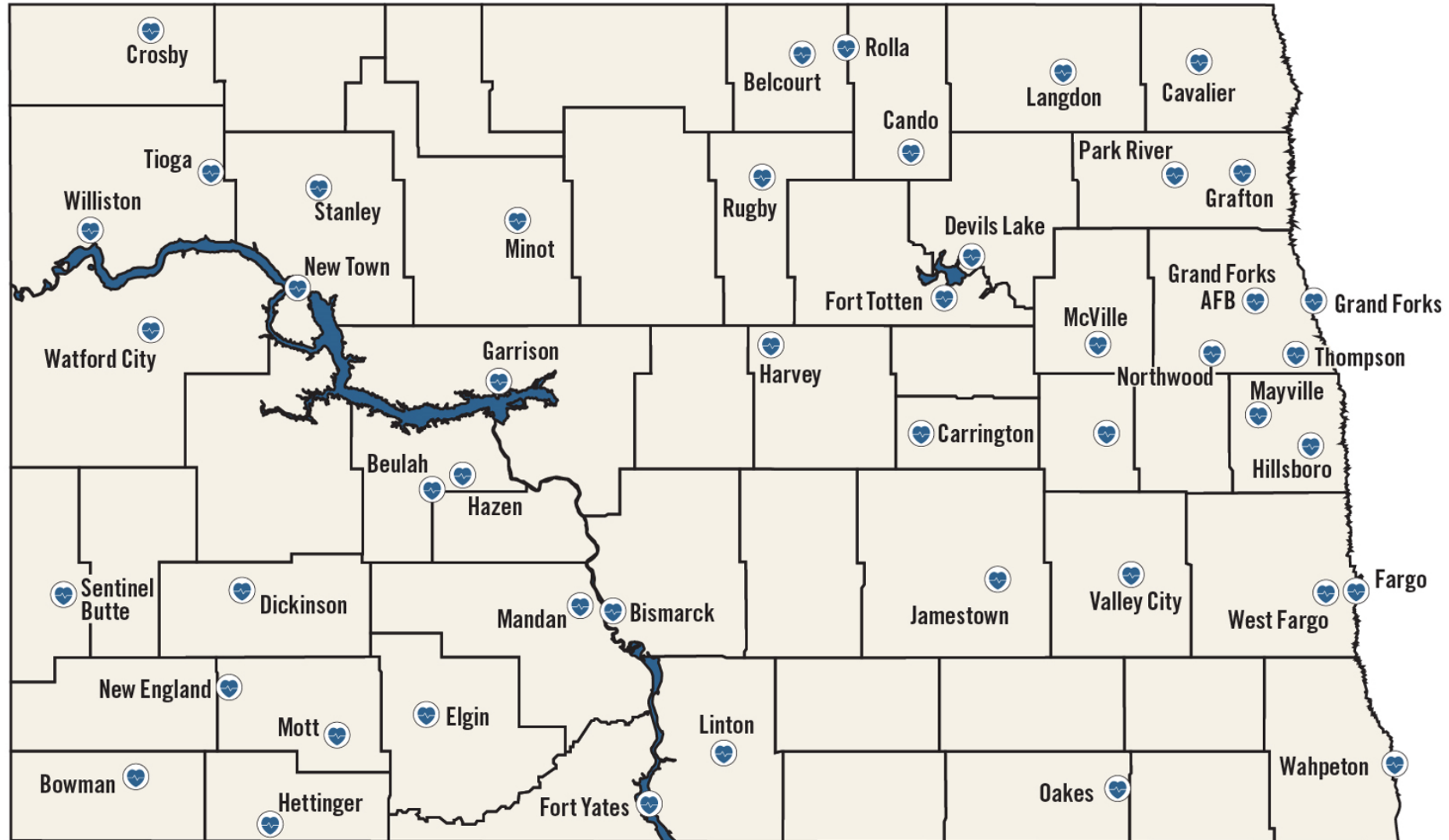
## EIGHTH BIENNIAL REPORT | 2025 HEALTH ISSUES FOR THE STATE OF NORTH DAKOTA



# Large Footprint Lean Operations

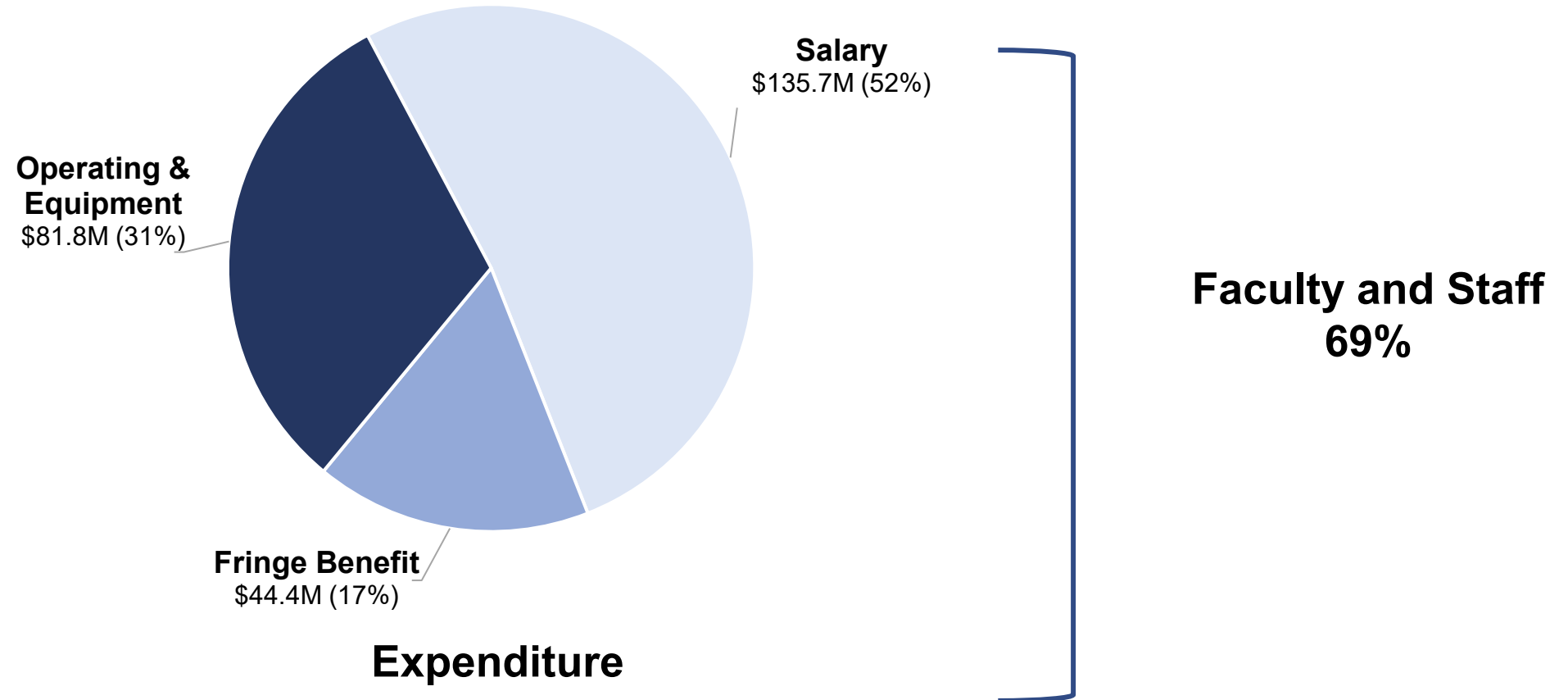


# SMHS Students Across North Dakota



# 2025-27 Biennium Budget

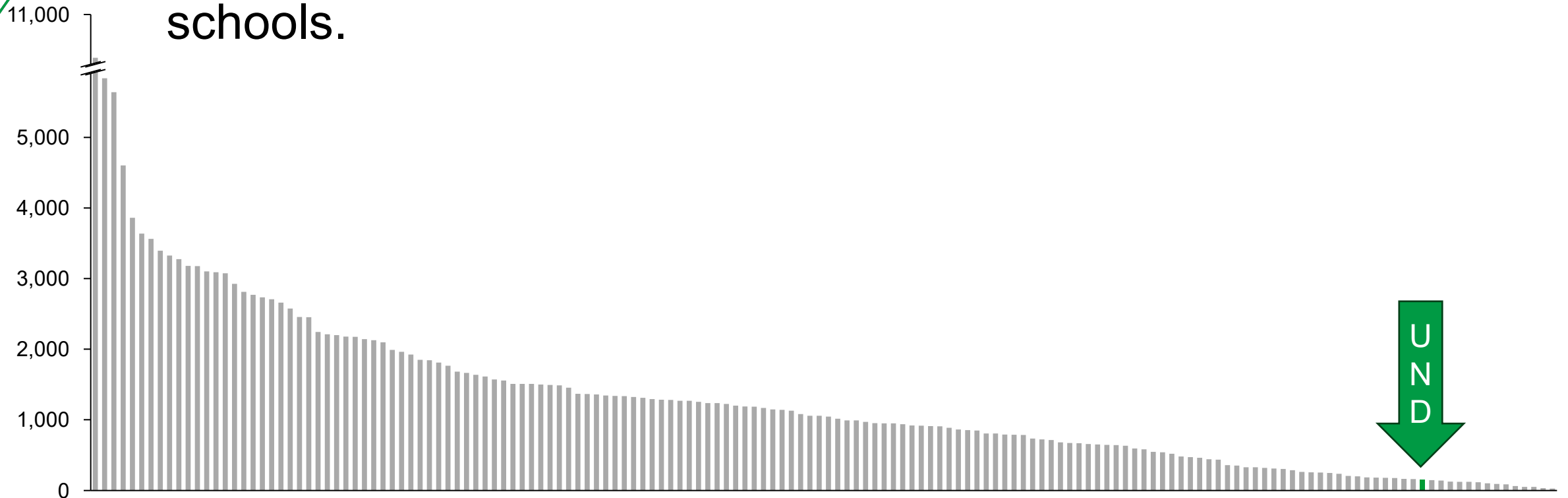
Expenditure \$261,962,687



**\$1 of Legislative Appropriations results in \$1.5 of SMHS Revenue**

# Faculty for MD program 2024-25 (School)

- In 2024-25, the UND SMHS reported a faculty count of 158 to the AAMC, resulting in a ranking of 144th out of 159 member schools.



Source: U.S. Medical School Faculty 2024, AAMC (Counting full-time benefit-eligible faculty in MD program only)

# Student per Faculty Ratio 2024-25 (School)


- In 2024-25, UND SMHS's Student-to-Faculty ratio (1.80) ranked 22nd among 158 medical schools, exceeding the national average of 0.47. This may reflect UND SMHS's lean and efficient model.
- We may be small, but we deliver results.



Source: U.S. Medical School Faculty 2024, AAMC (Counting full-time benefit-eligible faculty in MD program only)  
2024 FACTS Enrollment, Graduates, and MD-PhD Data By Institution, AAMC

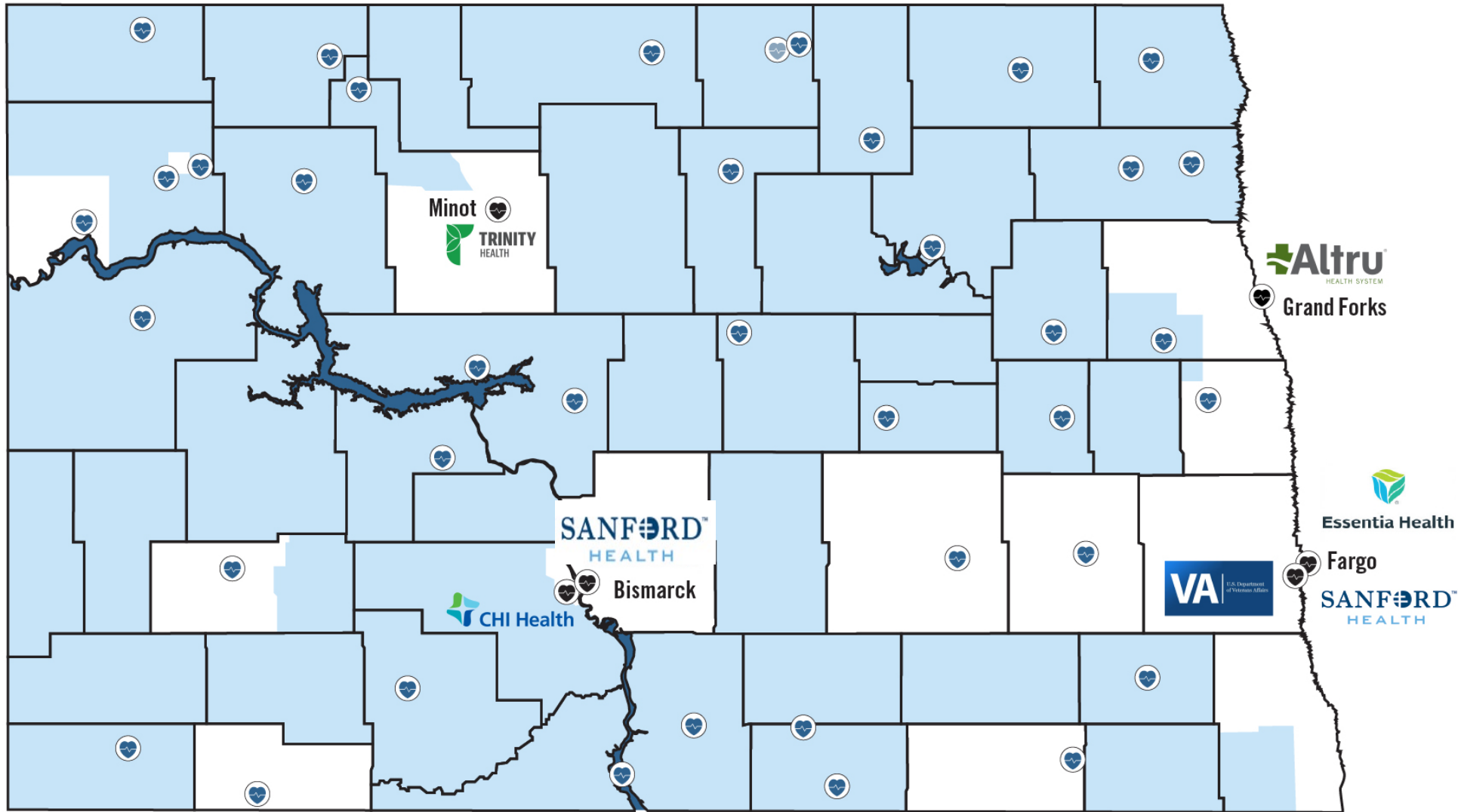


# One Mill Levy



# Repeal of the One Mill Levy

- HCR 3012 and SCR 4023 propose repealing this amendment.
- If the Legislature approves, the Governor signs, and voters concur in the 2026 General Election, UND SMHS would lose more than **\$14.7M** in next biennial funding (approximately 5% of its operating budget).



**2023-25 Biennium: \$0.64 per North Dakotan per month**

*To serve North Dakota  
For the benefit of its people  
To enhance the quality of their lives*



# Biennial Budget Increases

	2023-25 Base Level	Requested Adjustments	2025-27 SBHE Needs-Based Budget
Campus Operations	\$ 240,396,968	\$ 10,889,569	\$ 251,286,537
Health Care Workforce	\$ 10,676,150	\$ -	\$ 10,676,150
<b>Total Appropriation</b>	<b>\$ 251,073,118</b>	<b>\$ 10,889,569</b>	<b>\$ 261,962,687</b>
General Fund	\$ 82,831,276	\$ 10,869,218	\$ 93,700,494
Special Funds	\$ 168,241,842	\$ 20,351	\$ 168,262,193
<b>Total Funding Sources</b>	<b>\$ 251,073,118</b>	<b>\$ 10,889,569</b>	<b>\$ 261,962,687</b>

	Adjustment **
Formula increase due to credit production	\$ 8,130,500
Inflation factor increase	\$ 2,729,141
Special funds authorization increase	\$ 20,351
IT rate adjustments	\$ 9,577
	<b>\$ 10,889,569</b>

\*\* Based on NDUS budget comparison table.

## Drivers of Increased Funding Needs

Increased student enrollment and credit hour production

Rising costs due to inflation